


ALIGNCRAFT

Automotive Products Inc.



Wheel Alignment Products








79 Clover Ridge Drive East


Ajax, Ont. L1S 1G8


1-800-361-3524

Email aligncraft@rogers.com




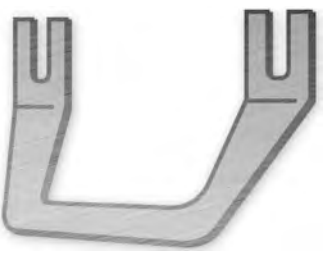
HEAVY DUTY TRUCK

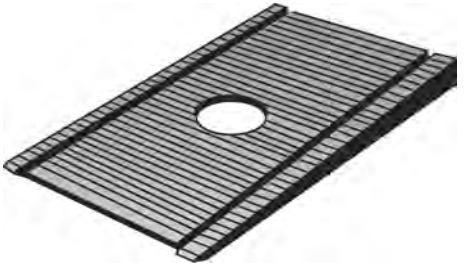
Part No.	Adjustment	Description and Application	Product Illustration
43-411 43-412 43-413	1/32" 1/16" 1/8"	HEAVY DUTY TRUCK TANDEM ALIGNMENT SHIM Peterbilt Air Leaf Adjustment Shim (12 Shims per package)	
43-415 43-416 43-417	1/32" 1/16" 1/8"	HEAVY DUTY TRUCK TANDEM ALIGNMENT SHIM 1990 & newer Freightliner "Single Slot" Adjustment Shim (12 Shims per package)	
43-421 43-422 43-423	1/32" 1/16" 1/8"	HEAVY DUTY TRUCK TANDEM ALIGNMENT SHIM Freightliner "Double Slot" Adjustment Shim (12 Shims per package)	
43-431 43-432 43-433	1/32" 1/16" 1/8"	HEAVY DUTY TRUCK TANDEM ALIGNMENT SHIM Volvo/White Adjustment Shim	
43-441 43-442 43-443	1/32" 1/16" 1/8"	HEAVY DUTY TRUCK TANDEM ALIGNMENT SHIM I.H.C. Torque Arm Adjustment Shim (12 Shims per package)	

Part No.	Description and Application	Product Illustration
43-447	HENDRICKSON ADJUSTABLE WALKING BEAM SHIM KIT (2) - 1/8" thick shims (1) - 1/16" thick shims (2) - 1/32" thick shims (5 Shims per package)	

Zinc Part No.	Aluminum Part No.	Degree	Description and Application	Product Illustration
43-2070 43-2071 43-2072 43-2073 43-2074 43-2075 43-2076 43-2077 43-2078	AL1070 AL1071 AL1072 AL1073 AL1074 AL1075 AL1076 AL1077 AL1078	0.5° 1° 1.5° 2° 2.5° 3° 3.5° 4° 5°	HEAVY DUTY TRUCK CASTER WEDGES 4" Width 6 1/2" Length (6 per package)	

HEAVY DUTY TRUCK

Part No.	Adjustment	Description and Application	Product Illustration
43-548 43-549 43-550 43-551 43-552 43-553 43-554	1/32" 1/16" 1/8" 1/4" 1/2" 3/4" 1"	HEAVY DUTY TRUCK TANDEM ALIGNMENT SPACERS Kenworth Air Guide "8 Bagger" Adjustment Spacers (6 Shims per package)	
43-621 43-622 43-623	1/32" 1/16" 1/8"	HEAVY DUTY TRUCK TANDEM ALIGNMENT SPACERS Peterbilt/Kenworth Torque Arm Shims (12 Shims per package)	
43-641 43-642 43-643	1/32" 1/16" 1/8"	HEAVY DUTY TRUCK TANDEM ALIGNMENT SPACERS Peterbilt/Kenworth Tandem Axel Shims (12 Shims per package)	
43-645 43-646 43-647	1/32" 1/16" 1/8"	LOW AIR SUSPENSION THRUST ANGLE SHIM Peterbilt 2005 Kenworth 2006 (12 Shims per package)	
43-651 43-652 43-653	1/32" 1/16" 1/8"	HEAVY DUTY TRUCK TANDEM ALIGNMENT SPACERS International Torque Arm Shims (12 Shims per package)	

Part No.	Length	Degree	Description and Application	Product Illustration
43-951 43-952 43-953 43-954 43-955 43-956 43-957 43-958	5-3/4" 5-3/4" 5-3/4" 5-3/4" 5-3/4" 5-3/4" 5-3/4" 5-3/4"	1/2° 1° 1-1/2° 2° 2-1/2° 3° 3-1/2° 4°	UNI-WEDGE "3-in-1" HEAVY-DUTY ZINC ALLOY CASTER WEDGE Unique "Break-off" feature allows shim to cover spring widths of 4", 3 1/2" & 3" (6 Shims per package)	

PARTS

560 Series - Ford & Mazda Camber/Caster Adjustment Bushings

Make and Model	Year
Ford: E-150/250/350 Econoline Van	1992-13
Excursion RWD	2000-05
Explorer 2 W/D & 4 W/D	1990-94
Ranger 4 W/D	1990-97
Bronco II 2 W/D & 4 W/D	1989-90
F-150/F250/F350 2 W/D	1990-96
F250/350 Super Duty 2 W/D	1998-04
Mazda: Navajo 2 W/D & 4 W/D	1991-97
2 W/D & 4 W/D Pickup	1991-94




Part No.	Total Change 2 WD	Total Change 4 WD
560-O	0°	0°
560-D	1/2°	3/8°
560-E	3/4°	1/2°
560-F	1°	3/4°
560-G	1 1/2°	1°

Part No.	Total Change 2 WD	Total Change 4 WD
560-H	2°	1 1/2°
560-J	2 1/2°	2°
560-K	3°	2 1/2°
560-L	3 1/2°	3°

433 Series - Ford & Dodge Camber/Caster Adjustment Bushings

Make and Model	Year
Ford: Excursion 4WD	2000-05
F-150 & F-250 4 W/D Pickups	1980-96
F-350 4 W/D Pickups	1980-96
F-250/350/450/550 Super Duty	1998-05
Dodge: Ram HD 2500 & 3500 Pickup	1994-99

Part No.	Total Change	Part No.	Total Change
433-O	0°	433-H	2°
433-F	1°	433-J	2 1/2°
433-G	1 1/2°	433-K	2 3/4°



PARTS

Adjustable Light Truck Bushings

These double acting, fully adjustable bushings are capable of adjustments up to 2 3/4° both positive and negative.

532 - Ford & Dodge Camber/Caster Bushing

Part No. 532	
Make and Model	Year
F-150 & F-250 4 W/D Pickups	1980-96
F-350 4 W/D Pickups	1980-96
F-250/350 Super Duty 4 W/D	1998-05
Ford Bronco Full Size 4 W/D	1980-96
Dodge Ram HD 2500 & 3500 Pickup	1994-99



535 - Ford Camber/Caster Adjustment Bushing


Part No. 535	
Make and Model	Year
Ford Bronco II	1985-89
Ford Ranger 4X4	1983-91

NO LONGER AVAILABLE



594 - Ford & Mazda Camber/Caster Adjustment Bushing

Part No. 594	
Make and Model	Year
E-150/250/350 Econoline Van	1992-13
Explorer 2 W/D & 4 W/D	1990-94
Ranger 4 W/D	1990-97
Bronco II 2 W/D & 4 W/D	1989-90
Ford F-150/F250/F350 2 W/D	1990-96
Ford F250/350/450 Super Duty 2 W/D	1998-04
Mazda Navajo 2 W/D & 4 W/D	1991-94
Mazda 2 W/D & 4 W/D Pickup	1991-97



Tech Tip: Some Ford trucks come from the factory with an offset bushing already installed. Not all these bushings are clearly marked. By installing a 0° bushing first, you eliminate math errors when calculating the proper adjustment needed.