













## HEAVY DUTY TRUCK

Part No.	Adjustment	Description and Application	Product Illustration
43-411 43-412 43-413	1/32" 1/16" 1/8"	<b>HEAVY DUTY TRUCK TANDEM ALIGNMENT SHIM</b> Peterbilt Air Leaf Adjustment Shim (12 Shims per package)	
43-415 43-416 43-417	1/32" 1/16" 1/8"	<b>HEAVY DUTY TRUCK TANDEM ALIGNMENT SHIM</b> 1990 & newer Freightliner "Single Slot" Adjustment Shim (12 Shims per package)	
43-421 43-422 43-423	1/32" 1/16" 1/8"	<b>HEAVY DUTY TRUCK TANDEM ALIGNMENT SHIM</b> Freightliner "Double Slot" Adjustment Shim (12 Shims per package)	
43-431 43-432 43-433	1/32" 1/16" 1/8"	<b>HEAVY DUTY TRUCK TANDEM ALIGNMENT SHIM</b> Volvo/White Adjustment Shim	
43-441 43-442 43-443	1/32" 1/16" 1/8"	<b>HEAVY DUTY TRUCK TANDEM ALIGNMENT SHIM</b> I.H.C. Torque Arm Adjustment Shim (12 Shims per package)	

Part No.	Description and Application	Product Illustration
43-447	<b>HENDRICKSON ADJUSTABLE WALKING BEAM SHIM KIT</b> (2) - 1/8" thick shims (1) - 1/16" thick shims (2) - 1/32" thick shims (5 Shims per package)	

Zinc Part No.	Aluminum Part No.	Degree	Description and Application	Product Illustration
43-2070 43-2071 43-2072 43-2073 43-2074 43-2075 43-2076 43-2077 43-2078	AL1070 AL1071 AL1072 AL1073 AL1074 AL1075 AL1076 AL1077 AL1078	0.5° 1° 1.5° 2° 2.5° 3° 3.5° 4° 5°	<b>HEAVY DUTY TRUCK CASTER WEDGES</b> 4" Width 6 1/2" Length (6 per package)	

## HEAVY DUTY TRUCK

Part No.	Adjustment	Description and Application	Product Illustration
43-548 43-549 43-550 43-551 43-552 43-553 43-554	1/32" 1/16" 1/8" 1/4" 1/2" 3/4" 1"	<p style="text-align: center;"><b>HEAVY DUTY TRUCK TANDEM ALIGNMENT SPACERS</b></p> <p>Kenworth Air Guide "8 Bagger" Adjustment Spacers (6 Shims per package)</p>	
43-621 43-622 43-623	1/32" 1/16" 1/8"	<p style="text-align: center;"><b>HEAVY DUTY TRUCK TANDEM ALIGNMENT SPACERS</b></p> <p>Freightliner Torque Arm Shims (12 Shims per package)</p>	
43-641 43-642 43-643	1/32" 1/16" 1/8"	<p style="text-align: center;"><b>HEAVY DUTY TRUCK TANDEM ALIGNMENT SPACERS</b></p> <p>Peterbilt/Kenworth Tandem Axle Shims (12 Shims per package)</p>	
43-645 43-646 43-647	1/32" 1/16" 1/8"	<p style="text-align: center;"><b>LOW AIR SUSPENSION THRUST ANGLE SHIM</b></p> <p>Peterbilt 2005 Kenworth 2006 (12 Shims per package)</p>	
43-651 43-652 43-653	1/32" 1/16" 1/8"	<p style="text-align: center;"><b>HEAVY DUTY TRUCK TANDEM ALIGNMENT SPACERS</b></p> <p>International Torque Arm Shims (12 Shims per package)</p>	

Part No.	Length	Degree	Description and Application	Product Illustration
43-952 43-953 43-954 43-955 43-956 43-957 43-958	5-3/4" 5-3/4" 5-3/4" 5-3/4" 5-3/4" 5-3/4" 5-3/4"	1° 1-1/2° 2° 2-1/2° 3° 3-1/2° 4°	<p style="text-align: center;"><b>UNI-WEDGE "3-in-1" HEAVY-DUTY ZINC ALLOY CASTER WEDGE</b></p> <p>Unique "Break-off" feature allows shim to cover spring widths of 4", 3 1/2" &amp; 3" (6 Shims per package)</p>	